



QCIC-M-P

(ON position)

QCIC-M-P

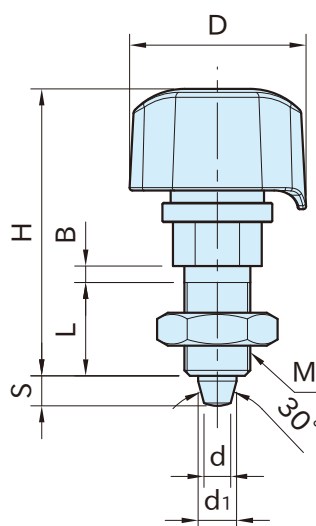
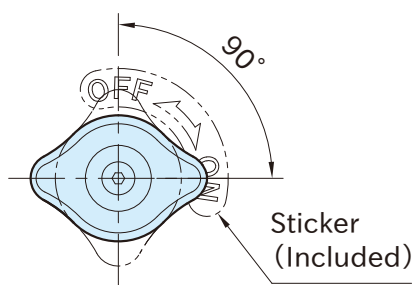
(OFF position)



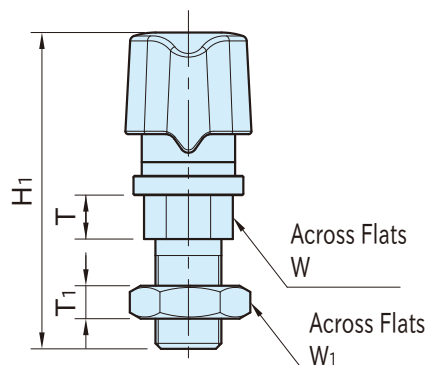
For **QCIC-M-2P**
(Sticker for
without spring
pressure type)



For **QCIC-M-3P**
(Sticker for
with spring
pressure type)



(ON position)



(OFF position)

Body	Tapered Pin	Indicator	Knob
SCM440 steel Electroless nickel plated	SCM435 steel Electroless nickel plated	A5056 aluminum alloy Anodized Red	Polyamide (glass-fiber reinforced) Black

★Key Point

Locating and clamping at once

Size	Proper Plate Thickness	D	H	H ₁	d	d ₁	S	L	B	M	W	W ₁	T	T ₁	Proper Tapered Bushings
QCIC05M10	8~10	26	44	48	3.3	5	4.2	15	2	M10X1 (Fine Thread)	13	17	7	5	QCIC05TB
QCIC07M12	9~11	32	52	58	4.9	7	5	17	3	M12X1.5(Fine Thread)	14	19	8	6	QCIC07TB

Part Number	Clamping Force(N)	Spring Pressure(N)	Weight (g)
QCIC05M10-2P	140	—	45
QCIC07M12-2P	170	—	70
QCIC07M12-3P		9	70

QCIC-TB TAPERED BUSHINGS



Supplied With

- **QCIC-M-2P** : ON/OFF sticker
- **QCIC-M-3P** : ON/MID/OFF sticker

Note: The attached sticker is an aluminum with thickness of 0.2 mm and has an adhesive on the back side.